

GEODES[®]

Reading to Learn While Learning to Read



LEVELS K-3



Early Readers, Big Discoveries

With Geodes[®], students don't just practice sounds.

They learn that ants use scents to communicate.
That bridges are engineered to withstand wind.
That one vote can change history.

With more than 80% decodable texts, *Geodes* reinforce explicit foundational skills while serving as a bridge from structured decodables to authentic, knowledge-rich reading across science, social studies, and the arts.

Students aren't just reading to decode.

They're reading about the world around them.

Grounded in the Science of Reading, *Geodes* connect foundational skills to meaningful knowledge from the very start.

**Students don't just learn to read.
They read to learn.**



“Teachers will be amazed at what their students can do—learning words, understanding concepts, making connections. We’ve learned that if we set the bar high, they’ll grow to it.”

**—KATIE ELLIS,
TITLE I READING SPECIALIST**

Get Students Excited about Reading

Young learners are natural explorers. Geodes channels that curiosity into meaningful reading practice.

REAL TOPICS, REAL THINKING

Each book connects to larger topics, while building vocabulary and background knowledge as students strengthen decoding.

DESIGNED FOR SUCCESS

From Wordless Picture Books to independent chapter books, students move forward with confidence.

STORIES THAT MATTER

Rich language and vibrant illustrations reflect diverse identities and experiences, helping students see themselves in what they read.



A Coherent Path from Skills to Knowledge

Strong literacy instruction connects explicit phonics instruction, meaningful reading practice, and knowledge-building curriculum.



Geodes work alongside

- a systematic phonics program,
- *Wit & Wisdom™* or *Arts & Letters™* for knowledge-rich core instruction, and
- Magpie Literacy, where students practice foundational skills through targeted videos and interactive games.

Together, these complementary programs create a seamless path:

Skills are taught. → Skills are practiced. → Knowledge grows.

WIT & WISDOM™ *Arts & Letters™*

Language Comprehension

With a high-quality English language arts program, students read, write, and talk about information-rich texts in order to build their content knowledge, vocabulary, and understanding of spoken and written language conventions.

Foundational Skills Program

Word Recognition

With a foundational skills program, students build word recognition skills, including phonological awareness, decoding, and automatic identification of high-frequency words.

GEODES®
Magpie Literacy™

Knowledge-Building Foundational Skills Practice

With *Geodes* students practice and apply foundational reading skills to information-rich books that systematically build knowledge about their world.

With Magpie Literacy, students practice their foundational skills in an adaptive literacy platform. Students watch instructionally precise videos and practice through passages, games, and more.

Skilled Reading

By the end of grade 2, students can read a variety of multisyllabic words, words with common prefixes and suffixes along with the first 200 high-frequency words. In their independent reading, students demonstrate comprehension of broad range of texts by applying their decoding skills and knowledge in fluent reading.

→ **See How Foundational Skills Are Built**


Built on Research

Students grow when

- phonics practice happens in meaningful context,
- words repeat across connected texts,
- knowledge builds from book to book, and
- vocabulary and comprehension develop alongside decoding.

Geodes make this happen every day.

→ **Explore Research behind Geodes**



“Reading used to be a fight. Now it’s something they can do, that they understand, and that they find interesting.”

—ANN KING,
DIRECTOR OF LEARNING SUPPORT



Everything Young Readers Need

A classroom library of readable texts and teacher supports are designed to strengthen decoding practice while building knowledge.




CORE COMPONENTS

- **Classroom library** organized by topic
- **My Geodes® digital experience** (K-3) and **print black-and-white take-home books** (K-2), including Family Tip Sheets
- **Inside Geodes® teacher guide**
- **Vocabulary flash cards** (K-2) and **Warm Up Cards** (Level 3)
- **Geodes Quest™ student workbooks** (Level 3)




Inside Geodes



Family Tip Sheets




My Geodes



Vocabulary Flash Cards



Warm Up Cards



Geodes Quest

From First Sounds to Fluent Readers



LEVEL K

Students move from Wordless Picture Books and Sound Search Books to Duet Books, building letter-sound knowledge and confidence.



LEVELS 1-2

Students apply expanding phonics patterns in literary and informational texts that deepen understanding.



LEVEL 3

Students read chapter books independently and build stamina for grade-level complex text.

SUPPORT FOR TEACHERS

Great Minds® partners with educators to ensure strong implementation through professional learning, coaching, and ongoing support.

→ [Explore Professional Learning Offerings](#)



Accuracy, Fluency, and Understanding

Geodes help students practice decoding accurately, read smoothly, and build a deep understanding of what they read.

MEANINGFUL PRACTICE

- **Strategic decodable texts**
- Gradual sentence and paragraph growth
- **Recurring content words**

KNOWLEDGE THAT STICKS

- Visual supports: maps, diagrams, timelines, and photographs
- **Recurring topics that build on each other**

FLEXIBLE FOR INSTRUCTION

- **Aligned to foundational skills pacing**
- Whole group, small group, and independent reading support
- *Inside Geodes* guidance, Family Tip Sheets, flash cards, and more

FLUENCY



ACCURACY



UNDERSTANDING



"It's way easier to differentiate with one Geodes book than it is with three different leveled texts."

-DANIELLE GAITHER,
LITERACY COACH

ANNOTATED MODULE OVERVIEW

Geodes help educators reach a range of learners, including English learners and students with IEPs. Through thoughtfully selected content, engaging visual art, and explicit support of vocabulary development, students read to learn while learning to read.

Teaching with Geodes

MODULE 1 AT A GLANCE: A WORLD OF BOOKS

Geodes Level 1 Module 1 Topic
Students explore the power of books shared across time and cultures.

Set 1: Sharing Stories	Set 2: Unusual Libraries
These books explore the art of storytelling. <ul style="list-style-type: none"><i>Anansi and the Pot of Beans</i><i>The Story in the Cave</i><i>The Magical Stack</i><i>The Brothers Grimm</i>	These books examine libraries from diverse cultures, places, and times. <ul style="list-style-type: none"><i>Library Cat</i><i>The Story Ship</i><i>A Library of Our Own</i><i>The Library of Fez*</i>
Set 3: Bringing Books to Life	Set 4: Books for All
These books investigate how illustrators add beauty and meaning to texts. <ul style="list-style-type: none"><i>Just in Time</i><i>Fed by Art: The Work of Leo Lionni</i><i>Jerry Draws</i><i>An Illustrator at Work</i>	These books celebrate how innovation increases access to books. <ul style="list-style-type: none"><i>How to Make Paper</i><i>The Printing Press</i><i>The Story of Louis Braille</i><i>A Library to Go</i>

Geodes Module 1 Recurring Content Words

▪ art	▪ draw
▪ artist	▪ library
▪ book	▪ read
▪ books	▪ story
▪ colors	▪ time

Wit & Wisdom® Curriculum Connection: Grade 1 Module 1
In this unit of study, students journey to new places, meeting diverse characters whose lives change positively and irrevocably because of books.

Foundations® Level 1 Alignment
Consonant-Vowel-Consonant words with three sounds, including the digraphs, *all*, *am*, *an*, and the suffix *-s*

- Sets 1 and 2 through Foundations® Unit 3
- Sets 3 and 4 through Foundations® Unit 6

* This book is designated as a Read Along. A Read Along is a book to be read aloud as students read along. These books fall in the range of 70–79% decodable. Students with very low decodability skills may listen without attempting to track so they can focus on the meaning of the story.

18

Names the overarching topic for books across the module

Summarizes the topic of the set and lists the associated book titles

Lists the content-based words that repeat throughout the module



BOOK NOTES

Book Notes include flexible teaching opportunities to support the educator's role in understanding students' needs so that they can plan instruction accordingly. In these Book Notes, you can find vocabulary practice, comprehension questions, image discussion guides, response journal prompts, and teachable moments.

LIBRARY CAT

Wit & Wisdom® Grade 1 Module 1: *A World of Books*

Set 2: Unusual Libraries, Book 1

Literary

Fundations® Focus Concept: Consonant Digraphs (*wh, ch, sh, th, ck*)

82% Decodable at Fundations® Level 1, Unit 3

86% Decodable with Recurring Content Words



Shows alignment with Great Minds ELA

- Indicates newly learned phonetic concepts and elements integrated into text
- Lists decodability percentages

Book Summary

Anat is a library cat in ancient Egypt who protects and defends the scrolls that make up the books in the library. She hunts day and night, ready to pounce on any bug or rat that tries to nibble at the pages of the scrolls in the Library of Alexandria.

Summarizes book and key ideas

Teacher Note

Consider pointing out an illustration of scrolls before beginning the book to help students understand this historical term.

- Offers suggestions to boost student accessibility or reading experience

World Connection

The setting for this story is the Library of Alexandria. Alexandria is a city in Egypt, a country in northern Africa.

- Presents custom information related to book to support understanding of new content

Connects information in the book to knowledge about the world

Fundations® Alignment

Fundations® Decodable Words through Level 1, Unit 3

at	chin	job	sit	when
back	dash	lap	that	whip
bash	get	nap	this	whiz
bug	got	nip	tip	
cat	if	pal	tuck	
chat	in	rat	up	
check	it	rid	whack	

Fundations® Trick Words through Level 1, Unit 3

a	for	me	or	to
and	I	my	the	
by	is	of	they	

Words Not Yet Decodable in Fundations® through Level 1, Unit 3

am	arch	no	see
Anat	can	scroll's	

Supports planning by listing decodable words and words not yet decodable

Recurring Content Words Routine	Additional Vocabulary Practice
<p>One of the words you will see in this book is library.</p> <ul style="list-style-type: none"> This word is library. Read it with me: library. In this book, the setting for the story is a library. Library. Read it with me: library. <p>Other Recurring Content Words: books, time</p>	<p>Let's talk about another word in this book.</p> <ul style="list-style-type: none"> This word is arch. Read it with me: arch. In this book, the word arch is a verb that means "to bend something to make a curved shape." The cat arches her back (pp. 6–7). Arch. Read it with me: arch. <p>Additional Vocabulary: scrolls</p>

Builds vocabulary through consistent routines and specifies suggested words for practice

Comprehension Discussion Guide		
<p>General</p> <ul style="list-style-type: none"> Who is the character in this book? What is the setting? What is the problem? What is the resolution? 		
<p>Specific</p> <table border="0"> <tr> <td> <ul style="list-style-type: none"> What is a library cat's job? <ul style="list-style-type: none"> A library cat's job is to check the books and keep them safe. How is Anat a good library cat? <ul style="list-style-type: none"> Anat is a good library cat because she looks out for bugs and rats. She chases them away when they get too close to the books. </td> <td> <ul style="list-style-type: none"> What are scrolls? <ul style="list-style-type: none"> Scrolls are long pieces of rolled-up paper that people write on. Why is Anat's job important? <ul style="list-style-type: none"> Anat's job is important because she protects the scrolls from bugs and rats. Books are important. We need to take good care of books. </td> </tr> </table>	<ul style="list-style-type: none"> What is a library cat's job? <ul style="list-style-type: none"> A library cat's job is to check the books and keep them safe. How is Anat a good library cat? <ul style="list-style-type: none"> Anat is a good library cat because she looks out for bugs and rats. She chases them away when they get too close to the books. 	<ul style="list-style-type: none"> What are scrolls? <ul style="list-style-type: none"> Scrolls are long pieces of rolled-up paper that people write on. Why is Anat's job important? <ul style="list-style-type: none"> Anat's job is important because she protects the scrolls from bugs and rats. Books are important. We need to take good care of books.
<ul style="list-style-type: none"> What is a library cat's job? <ul style="list-style-type: none"> A library cat's job is to check the books and keep them safe. How is Anat a good library cat? <ul style="list-style-type: none"> Anat is a good library cat because she looks out for bugs and rats. She chases them away when they get too close to the books. 	<ul style="list-style-type: none"> What are scrolls? <ul style="list-style-type: none"> Scrolls are long pieces of rolled-up paper that people write on. Why is Anat's job important? <ul style="list-style-type: none"> Anat's job is important because she protects the scrolls from bugs and rats. Books are important. We need to take good care of books. 	

Measures comprehension through general questions that correspond to genre as well as questions specific to each text. Specific discussion questions provide possible responses to monitor student understanding.

Image Discussion Guide		
<p>Possible Opening Questions</p> <ul style="list-style-type: none"> What do you notice about the images? What do you wonder? What can you learn from the images? How do the images build your knowledge? 		
Page	Things to Notice	More to Discuss
opposite page 1	<i>There is a lighthouse behind the library.</i>	The Pharos Lighthouse is considered one of the Seven Wonders of the Ancient World.
5	<i>There is a drawing of an eye.</i>	This is the Eye of Horus hieroglyph, a symbol of protection. One written character is called a hieroglyph. The system of writing is called hieroglyphics.
6	<i>The bug looks like a beetle.</i>	This could be a scarab, also known as a dung beetle. The scarab was an important symbol in ancient Egypt.
10	<i>There are statues on both sides of the vase.</i>	These represent Egyptian royalty: Queen Nefertiti and King Tut, an Egyptian pharaoh.

Deepens learning through discussion and illuminates rich content knowledge conveyed by the images


Teachable Moments
<p>Fluency Reading with Expression</p> <p>Some punctuation marks, such as periods and exclamation points, mark the end of a sentence. Authors use an exclamation point to show excitement.</p> <p>Ask: "Can you find a sentence that ends in an exclamation point?"</p> <p>Encourage students to practice reading the sentence fluently and with excitement to a partner.</p>
<p>Vocabulary Clarifying Multiple-Meaning Words</p> <p>Some words can be used in different ways, such as in this sentence on page 6: "I arch my back, tuck my chin and ... WHACK!"</p> <p>The word <i>arch</i> is a verb, or action word, that means "to bend one's back." <i>Arch</i> can also be a noun that means "a round or bended shape."</p> <p>Ask: "What different uses of <i>arch</i> can you find in the text and illustrations?"</p>

Integrates opportunities to practice with fluency, vocabulary, language, and style and conventions, as well as text features and structure

Response Journal Ideas
<ul style="list-style-type: none"> Use details to write about your favorite illustration. Write about something new you learned from this book.

Creates opportunities to record learning and boost writing fluency through a variety of responses, including dictating, drawing, or writing

Module Topics and Titles



LEVEL K

MODULE 1: THE FIVE SENSES

Explore South America	Experience Museums
<i>Pelé</i>	<i>Clay Army</i>
<i>Fabric of the Andes</i>	<i>Visit the Art Museum</i>
<i>Galápagos Adventures</i>	<i>Museum Cat</i>
<i>A Day at the Market</i>	<i>Treasures of King Tut</i>

MODULE 2: ONCE UPON A FARM

A Day's Work	Working the Land
<i>American Gothic</i>	<i>Garden Party</i>
<i>Red Barn Farm</i>	<i>Farm Work</i>
<i>Peach Picking</i>	<i>Farmer's Market</i>
<i>Lei Harvest</i>	<i>Sheepdog</i>

MODULE 3: AMERICA, THEN AND NOW

Homelife	Transportation	American Made	National Symbols
<i>Build a Log Cabin</i>	<i>Call a Cab</i>	<i>Lightning Ben</i>	<i>The Flag is Up</i>
<i>Three Sisters</i>	<i>The First Car to Get That Far</i>	<i>Frank's Ice Pops</i>	<i>Statue of Liberty</i>
<i>Bath Night</i>	<i>The Golden Gate</i>	<i>Ella Sang Back</i>	<i>Sea to Shining Sea</i>
<i>Ice Harvest</i>	<i>Fly, Amelia, Fly</i>	<i>Scraping the Sky</i>	<i>Washington Crossing the Delaware</i>

MODULE 4: THE CONTINENTS

Australia	Africa	Asia	Exploring
<i>Land of Wonder</i>	<i>Is That a Cat?</i>	<i>One-Dot</i>	<i>Map to the Past</i>
<i>Jack, Jill, and Joey</i>	<i>Ladi's Pots</i>	<i>Brush & Ink</i>	<i>Sit and Paint</i>
<i>The Great Reef</i>	<i>Made of Mud</i>	<i>Floating Market</i>	<i>Tap-Tap to Tuk-Tuk</i>
<i>Hop Around Sydney</i>	<i>Anansi and His Legs</i>	<i>Night Climb</i>	<i>Sky Laps</i>

LEVEL 1

MODULE 1: A WORLD OF BOOKS

Sharing Stories	Unusual Libraries	Bringing Books to Life	Books for All
<i>Anansi and the Pot of Beans</i>	<i>Library Cat</i>	<i>Just in Time</i>	<i>How to Make Paper</i>
<i>The Story in the Cave</i>	<i>The Story Ship</i>	<i>Fed by Art: The Work of Leo Lionni</i>	<i>The Printing Press</i>
<i>The Magical Stack</i>	<i>A Library of Our Own</i>	<i>Jerry Draws</i>	<i>The Story of Louis Braille</i>
<i>The Brothers Grimm</i>	<i>The Library of Fez</i>	<i>An Illustrator at Work</i>	<i>A Library to Go</i>

MODULE 2: CREATURE FEATURES

Creature Code	Safety First	Curious Creatures	Rabbits and Hares, Oh My!
<i>Vervet Monkey Alarm</i>	<i>Super Spiny Mouse</i>	<i>Small Wonders</i>	<i>Rabbit or Hare?</i>
<i>Smell Tells</i>	<i>The Crab and the Urchin</i>	<i>A Wish to Fly</i>	<i>Draw a Rabbit</i>
<i>Bee Waggle</i>	<i>Thorny Devil</i>	<i>One Look</i>	<i>The Hares and the Frogs</i>
<i>Elephant Talk</i>	<i>Stick with Us</i>	<i>Slug Study</i>	<i>Young Hare</i>

MODULE 3: POWERFUL FORCES

Wind and Earth	Blown Away	Catching the Wind	The Mighty Wind
<i>Seed Scatter</i>	<i>Soaring</i>	<i>Wind Giants</i>	<i>Measure the Wind</i>
<i>In Motion</i>	<i>Kite Messengers</i>	<i>Towers of Nashtifan</i>	<i>The Great Storm of Galveston</i>
<i>Crafted by the Wind</i>	<i>Full Sail Ahead: A Viking Story</i>	<i>Fire at the Mill</i>	<i>The Dust Bowl</i>
<i>A Growing Wind</i>	<i>The Wright Brothers</i>	<i>Mondrian</i>	<i>Ride the Storm</i>

MODULE 4: CINDERELLA STORIES

France	Egypt	Ireland	Russia
<i>Cinderella</i>	<i>The King and the Sandal</i>	<i>Billy Beg and His Bull</i>	<i>Cinderella on Stage</i>
<i>Old Tale, New Twist</i>	<i>One Sign at a Time</i>	<i>Book of Kells</i>	<i>A Musical Life: The Work of Sergei Prokofiev</i>
<i>World Traveler: Eiffel Tower</i>	<i>World Traveler: The Sphinx</i>	<i>World Traveler: Hook Lighthouse</i>	<i>World Traveler: St. Basil's Cathedral</i>
<i>First Steps</i>	<i>Shoes Tell a Tale</i>	<i>Castles</i>	<i>All the World's a Stage</i>

LEVEL 2

MODULE 1: A SEASON OF CHANGE

Get Ready: Fall	Winter's Chill	Spring to Life	Summer Sun
<i>Seed Stash</i>	<i>Winters USA</i>	<i>Spring Fever</i>	<i>Road Trip</i>
<i>Cranberry Crop</i>	<i>Arctic Caterpillar</i>	<i>Sap to Syrup</i>	<i>Bathers</i>
<i>Leaves</i>	<i>The Evergreen Tale</i>	<i>Finch Study</i>	<i>Nature's Thermometer</i>
<i>Born to Fly</i>	<i>Daytime Darkness</i>	<i>Blossom</i>	<i>Summer Snow</i>

MODULE 2: THE AMERICAN WEST

Looking West	Go West!	Mountains Majestic	Mavericks of the West
<i>The West Is...</i>	<i>Wagon Tracks</i>	<i>Eagle Eye</i>	<i>Wagons and Yokes</i>
<i>The Lakota and the Buffalo</i>	<i>Pony Express</i>	<i>Among the Sierra Nevada</i>	<i>Horizons</i>
<i>Mesa Village</i>	<i>East Meets West</i>	<i>More Than Gold</i>	<i>Esther Hobart Morris</i>
<i>Nez Percé: The People</i>	<i>We Must Try</i>	<i>The Legend of El Capitan: A Miwok Story</i>	<i>Walking with the President</i>

MODULE 3: CIVIL RIGHTS HEROES


Right to Learn	Extraordinary	Uniting Communities	I Voted
<i>Brown v. Board of Education</i>	<i>Sampson's Disguise</i>	<i>Just Like Jane</i>	<i>A Vote Is a Voice</i>
<i>And the Winner Is...</i>	<i>Robinson and Rickey</i>	<i>Gordon Parks</i>	<i>Expanding the Right to Vote</i>
<i>Bring a Chair</i>	<i>Zaha Hadid</i>	<i>We Will Ride</i>	<i>Susan Adds Her Name</i>
<i>Free to Move</i>	<i>Stop. Wait. Start.</i>	<i>The Paralympics</i>	<i>My Freedom Story</i>

MODULE 4: GOOD EATING

Food to Fuel	Power Up	Farm to Table	Celebrating with Food
<i>The Inside Scoop</i>	<i>Sick at Sea</i>	<i>Garden Study</i>	<i>Mooncakes</i>
<i>Stomach vs. Tongue</i>	<i>Bone Builder</i>	<i>Milk to Mozzarella</i>	<i>Lū'au</i>
<i>How Do You Chew?</i>	<i>Space Menu</i>	<i>Thank You, Mr. Peanut Man</i>	<i>Matzo Meal</i>
<i>Body of Water</i>	<i>Please Pass the Bugs</i>	<i>Rice Staircase</i>	<i>Cakes</i>

LEVEL 3

	Phonetic Progression	MODULE 1: <i>The Sea</i>	MODULE 2: <i>Outer Space</i>	MODULE 3: <i>A New Home</i>	MODULE 4: <i>Artists Make Art</i>
BOOK 1	CVC Digraphs Trigraph -tch Bonus letters Glued sounds Consonant blends VCe Open syllables Inflectional endings	<i>Dive Day</i>	<i>Camp Planet</i>	<i>Mr. Hine's Photos</i>	<i>Alma's Spring</i>
BOOK 2	Closed syllable exceptions R-controlled vowels (common) Vowel teams (common) Soft C and G Trigraph -dge Suffixes Compound words VC/CV V/CV	<i>Brainy Beasts</i>	<i>From Space to Sea</i>	<i>Domino Park</i>	<i>Firebird: The Story of Maria Tallchief</i>
BOOK 3	R-controlled vowels (less common) Vowel teams (less common) VCC/CV or VC/CCV Consonant -le VC/V Suffixes	<i>Mau Set Sail</i>	<i>The Golden Record</i>	<i>The Grocery in Little India</i>	<i>The Story of a Cello</i>
BOOK 4	Silent letter teams Greek phonemes Anglo-Saxon phonemes French phonemes Latin roots V/V Multisyllabic words (three syllables) Suffixes	<i>They Mystery of 52</i>	<i>Halley's Comet</i>	<i>Stitching Stories</i>	<i>Isamu Noguchi: Sculpt the World</i>



GEODES[®]

When students can read with confidence, they can explore anything.

Geodes help young readers move beyond practicing words and into understanding ideas.

Start Knowledge Building Now.
→ Explore Geodes.